



AAA<sub>i</sub>

AAA<sub>i</sub>

AAA<sub>i</sub>

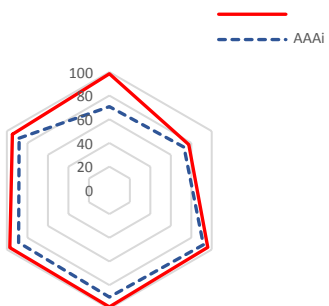
AAA<sub>i</sub>



*i*

1 2017

---



:

---

**1 2013~2017**

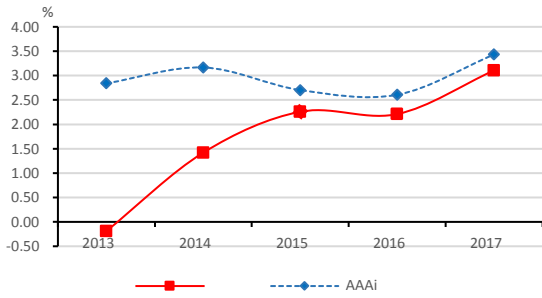
	2013	2014	2015	2016	2017
%	-0.19	1.42	2.26	2.21	3.11
	6527.48	6630.08	6834.57	7026.41	7312.97
	8669.51	8810.33	7583.81	7775.48	8257.45
	51591.95	52240.30	44776.58	45657.57	48345.73
%	2.56	0.32	0.22	0.11	1.30
%	7.26	7.43	6.89	6.02	5.10

: IMF

i

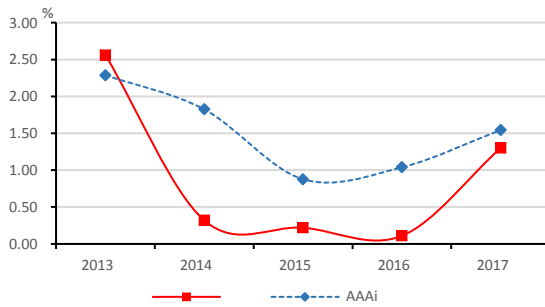
i

**2 2013~2017 GDP**



: IMF

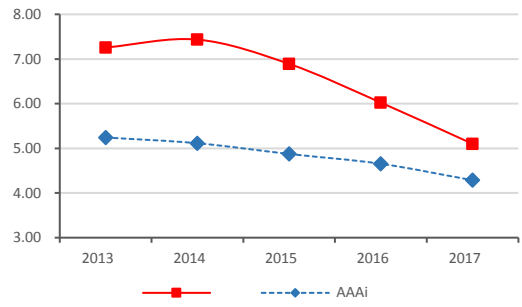
**3 2008~2017 CPI**



: IMF

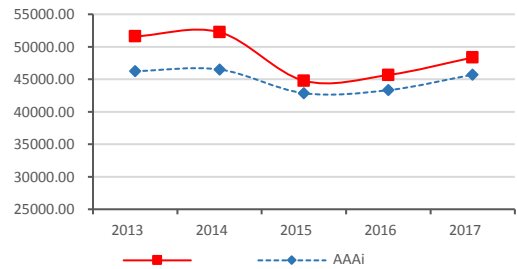
i

**4 2013~2017**



: IMF

**5 2013~2017 GDP**



: IMF

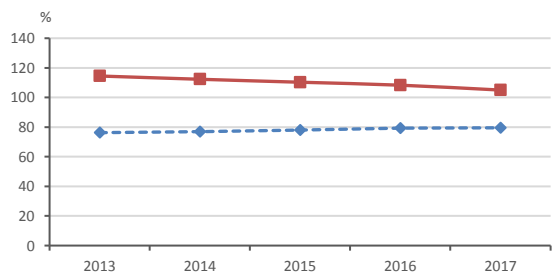
GDP

2 2013~2017

	2013	2014	2015	2016	2017
	2865.4	2911.76	2927.4	3078.22	3208.54
/GDP	43.90	43.92	42.83	43.81	43.88
	3020.07	3061.25	3067.42	3052.16	3168.98
/GDP	46.27	46.17	44.88	43.44	43.33
	-15.47	-14.95	-14.00	2.60	3.96
/GDP	-2.37	-2.26	-2.05	0.37	0.54

: IMF

6 2013~2017 /GDP



: IMF

7 2013~2017

GDP

: IMF

3 2013~2017

	2013	2014	2015	2016	2017
	4425.43	4506.15	4414.01	4342.05	4143.40
/GDP %	67.80	67.97	64.58	61.80	56.66
	3491.94	3625.42	3597.18	3538.54	3376.64
/GDP %	53.496	54.681	52.632	50.361	46.173
/GDP %	1.12	1.06	0.93	0.82	0.72
/	% 64.75	64.62	66.32	70.89	77.44

: IMF

i

8 2013~2017

GDP

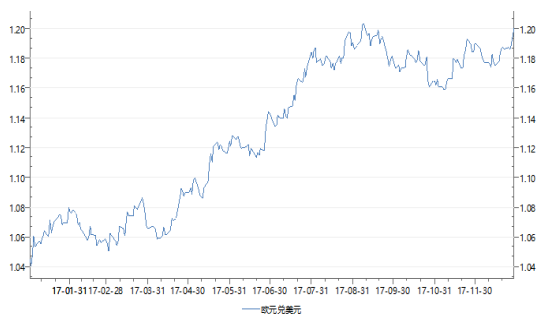
: IMF

5 2013~2017

	2013	2014	2015	2016	2017
	46311.33	44141.34	41366.94	40729.92	45927.93
/GDP %	469.81	462.30	537.06	523.83	493.25
	3454.91	3302.66	2802.66	2379.31	2369.92
/ %	8.48	8.11	6.88	5.84	5.82

: IMF

9 2017



: WIND

GDP		6527.48	6630.08	6834.57	7026.41	7312.97
GDP		8669.51	8810.33	7583.81	7775.48	8257.45
GDP	%	-0.19	1.42	2.26	2.21	3.11
CPI	%	2.56	0.32	0.22	0.11	1.30
	%	7.26	7.43	6.89	6.02	5.10
GDP		51591.95	52240.30	44776.58	45657.57	48345.73
GDP	%	71.06	70.68	69.51	68.95	68.13
GDP	%	18.24	18.47	19.93	20.05	20.16
GDP	%	10.70	10.85	10.56	11.00	11.70
	%	14.89	17.95	20.11	22.38	22.03
	%	3.23	2.98	2.71	2.54	2.31
	%	28.10	27.09	28.61	28.49	30.12
		2865.4	2911.76	2927.4	3078.22	3208.54
/GDP	%	43.90	43.92	42.83	43.81	43.88
		3020.07	3061.25	3067.42	3052.16	3168.98
/GDP	%	46.27	46.17	44.88	43.44	43.33
		-15.47	-14.95	-14.00	2.60	3.96
/GDP	%	-2.37	-2.26	-2.05	0.37	0.54
		4425.43	4506.15	4414.01	4342.05	4143.40
/GDP	%	67.80	67.97	64.58	61.80	56.66
		3491.94	3625.42	3597.18	3538.54	3376.64
/GDP	%	53.496	54.681	52.632	50.361	46.173
/	%	64.75	64.62	66.32	70.89	77.44
		6,182.7	6,316.4	5,522.6	5,553.2	6,185.5
		7,110.6	7,270.2	6,323.1	6,408.2	7,143.5
		927.9	953.8	800.5	854.9	958.0
/GDP	%	153.33	154.21	156.20	153.83	161.42
		10,296.1	10,795.6	9,199.5	9,280.6	10,094.5
		854.96	759.31	658.29	655.74	808.83
/GDP	%	9.86	8.62	8.68	8.43	9.80
		2792.77	3916.87	4103.60	5010.43	6122.53
/GDP	%	32.21	44.46	54.11	64.44	74.15
		46311.33	44141.34	41366.94	40729.92	45927.93
		3454.91	3302.66	2802.66	2379.31	2369.92
/GDP	%	469.81	462.30	537.06	523.83	493.25
	%	8.48	8.11	6.88	5.84	5.82
/	%	25.28	26.51	22.59	22.79	24.78

	<i>i</i>
	<i>i</i>
	<i>i</i>
	<i>i</i>
	<i>i</i>
	<i>i</i>
	<i>i</i>
	<i>i</i>
	<i>i</i>
	<i>i</i>
	<i>i</i>
	<i>i</i>
	<i>i</i>
	<i>i</i>
	<i>i</i>