

A_i+

A_i+

A_i+

2018

5

A_i+

A_i+

GDP

4.0

2019 8 28

5

2018

2019

		2018	2017	2016	2015	2014
GDP		10,224.5	10,152.9	9,320.7	8,607.4	8,910.5
GDP	%	5.2	5.1	5.0	4.9	5.0
CPI	%	3.2	3.8	3.5	6.4	6.4
	%	5.3	5.5	5.6	6.2	5.9
GDP		3,870.6	3,884.7	3,605.7	3,367.7	3,533.6
/GDP	%	-1.8	-2.5	-2.5	-2.6	-2.1
/GDP	%	29.2	28.9	28.3	27.5	24.7
/	%	51.0	48.6	50.6	54.2	66.7
/GDP	%	36.9	34.8	34.2	36.0	33.0
CAR/	%	61.1	59.4	57.0	59.5	71.6
/	%	32.0	36.9	36.5	34.2	38.1

1.

5

2.

1. GDP

2. /GDP

GDP

3.

3.

4.

4. CAR

5.

1.

2.

010-85679696

3.

GDP

2 PICC

17

4.

www.lhratings.com

2019 5 21

44.5%

55.5%

45.9

2017

6 27

5 21

9

2019

1.3

9

4 17

2018

42

138

2019

5.0%~5.4%

1

		2018	2017	2016	2015	2014
GDP	%	5.2	5.1	5.0	4.9	5.0
GDP		14,825.9	13,587.2	12,401.7	11,526.3	10,569.7
GDP		10,224.5	10,152.9	9,320.7	8,607.4	8,910.5

5 GDP

: IMF

			2018
	64.9	140	
45	2		

4.0

		2018	
GDP	64.7%	0.5	
	GDP	55.7%	
GDP	9.0%		
	2018	GDP	
34.6%	0.9		
	2018	GDP	
	-1.1%		

		2018	
GDP	12.8%	39.7%	43.4%

2018

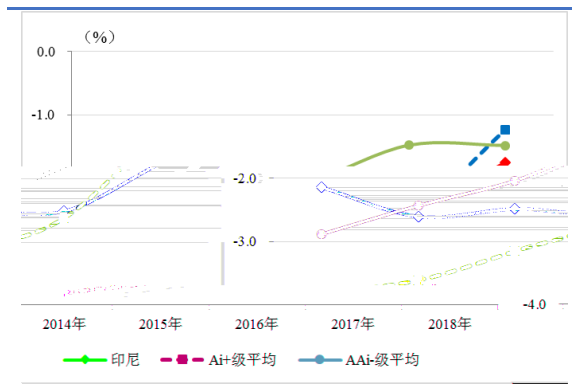
2018
259.7
1.8% 0.7
AA_i- A_i+

2

	2018	2017	2016	2015	2014
	2,207.9	1,909.8	1,778.1	1,714.5	1,739.8
/GDP %	14.9	14.1	14.3	14.9	16.5
	2,467.6	2,250.8	2,086.4	2,014.6	1,966.6
/GDP %	16.6	16.6	16.8	17.5	18.6
	-259.7	-341.0	-308.3	-300.1	-226.8
/GDP %	-1.8	-2.5	-2.5	-2.6	-2.1

GDP
: IMF

6 /GDP



: IMF

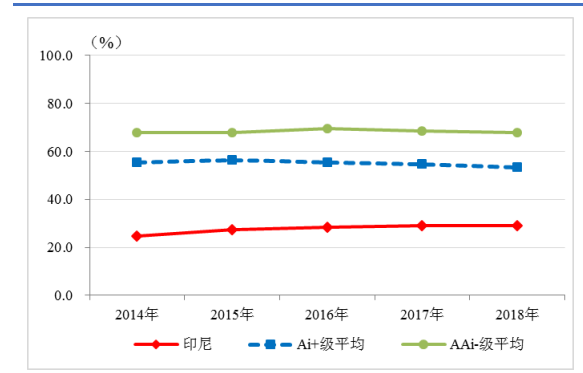
2018
4,328.6
29.2%
AA_i- A_i+

2018
10.1%
0.3
A_i+

2018
51.0%

2018
2.4 5

7 /GDP



: IMF

3

	2018	2017	2016	2015	2014
	4,328.6	3,931.7	3,515.5	3,165.1	2,608.8
/GDP %	29.2	28.9	28.3	27.5	24.7
/	% 51.0	48.6	50.6	54.2	66.7

: IMF

2019
GDP
2019
1.84%
2020
1.52%~1.75%
29.4%~30.1%
GDP
1~2

2018
2,087.3
7.5%
15.7%

2018
18.3%
2,162.3
2018
75.1
2018
2,302.2
9.8%

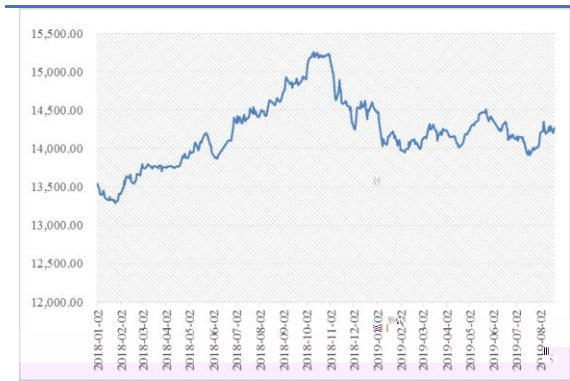
310.5
GDP
3.0%
1.4

2.6%
0.5%
2018

6.00%
2018 11
2019 1 -8
1%

2019

9



2019

1~2

/	%	32.0	36.9	36.5	34.2	38.1
IMF						

AAA AA A BBB BB B CCC CC C D

AAA CCC

+ -

	AAA _i
	AA _i
	A _i
	BBB _i
	BB _i
	B _i
	CCC _i
	CC _i
	C _i
	D _i