

以色列国信用评级报告

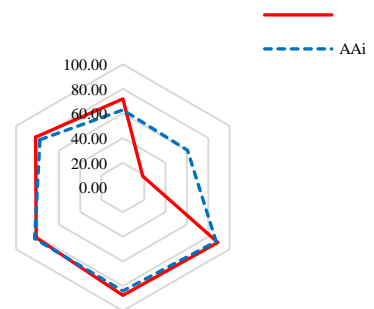
AA_i

AA_i



i

1 2016



:

i

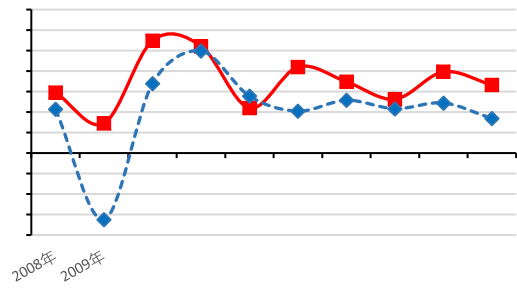
1 2013~2017

| | | 2013 | 2014 | 2015 | 2016 | 2017 |
|-----|---|----------|----------|----------|----------|----------|
| GDP | % | 4.20 | 3.48 | 2.63 | 3.96 | 3.32 |
| GDP | | 10561.19 | 11034.85 | 11625.3 | 12203.31 | 12620.38 |
| GDP | | 2924.92 | 3084.15 | 2990.94 | 3177.48 | 3506.09 |
| GDP | | 36307.20 | 37556.29 | 35705.41 | 37192.14 | 40258.36 |
| CPI | % | 1.53 | 0.48 | -0.63 | -0.55 | 0.24 |
| | % | 6.25 | 5.93 | 5.28 | 4.78 | 4.24 |

IMF

2 2008~2017

GDP



: IMF

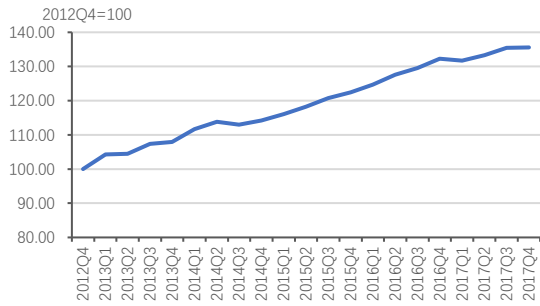
3 2008~2017

CPI

i

: IMF

6 2013~2017



:

2 2013~2017

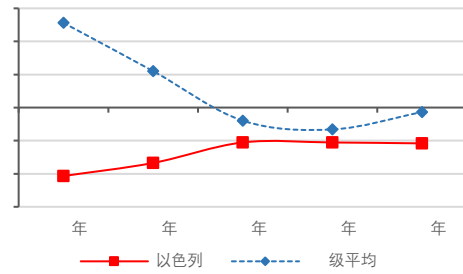
| | 2013 | 2014 | 2015 | 2016 | 2017 |
|--------|---------|---------|---------|---------|---------|
| | 3853.76 | 4067.45 | 4299.93 | 4481.24 | 4804.95 |
| /GDP % | 36.49 | 36.86 | 36.99 | 36.72 | 38.07 |
| | 4290.78 | 4436.82 | 4544.86 | 4738.88 | 5078.14 |
| /GDP % | 40.63 | 40.21 | 39.10 | 38.83 | 40.24 |
| | -437.02 | -369.37 | -244.93 | -257.64 | -273.19 |
| /GDP % | -4.14 | -3.35 | -2.11 | -2.11 | -2.17 |

: IMF

i

7 2013~2017

GDP



: IMF

3 2013~2017

| | 2013 | 2014 | 2015 | 2016 | 2017 |
|--------|---------|---------|---------|---------|---------|
| | 7091.10 | 7293.40 | 7459.70 | 7603.50 | 7694.82 |
| /GDP % | 67.14 | 66.09 | 64.17 | 62.31 | 60.97 |
| | 6547.94 | 6841.61 | 6998.43 | 7151.14 | 7310.75 |
| /GDP % | 62.00 | 62.00 | 60.20 | 58.60 | 57.93 |
| /GDP % | 5.14 | 4.09 | 3.97 | 3.71 | 3.04 |
| / % | 54.35 | 55.77 | 57.64 | 58.94 | 62.44 |

: IMF

i

8 2013~2017

GDP

: IMF

5 2013~2017

| 2013 | 2014 | 2015 | 2016 | 2017 |
|--------|--------|---------|------|------|
| 953.66 | 961.61 | 894.301 | | |

| 项目 | 2013年 | 2014年 | 2015年 | 2016年 | 2017年 |
|-------------|----------|----------|----------|----------|----------|
| 宏观数据 | | | | | |
| GDP | 10561.19 | 11034.85 | 11625.3 | 12203.31 | 12620.38 |
| GDP | 2924.92 | 3084.15 | 2990.94 | 3177.48 | 3506.09 |
| GDP % | 4.20 | 3.48 | 2.63 | 3.96 | 3.32 |
| CPI % | 1.53 | 0.48 | -0.63 | -0.55 | 0.24 |
| % | 6.25 | 5.93 | 5.28 | 4.78 | 4.24 |
| 结构特征 | | | | | |
| GDP | 36307.20 | 37556.29 | 35705.41 | 37192.14 | 40258.36 |
| GDP % | 78.23 | 78.38 | 77.23 | 77.43 | 77.72 |
| GDP % | 19.96 | 20.21 | 19.76 | 20.48 | 20.76 |
| GDP % | 1.82 | 1.39 | 3.00 | 2.07 | 1.61 |
| % | 14.82 | 14.34 | 14.02 | 14.69 | 14.52 |
| % | 2.86 | 2.15 | 1.84 | 1.61 | 1.29 |
| % | 23.04 | 24.19 | 24.69 | 24.00 | 23.71 |
| 公共财政 | | | | | |
| | 3853.76 | 4067.45 | 4299.93 | 4481.24 | 4804.95 |
| /GDP % | 36.49 | 36.86 | 36.99 | 36.72 | 38.07 |
| | 4290.78 | 4436.82 | 4544.86 | 4738.88 | 5078.14 |
| /GDP % | 40.63 | 40.21 | 39.10 | 38.83 | 40.24 |
| | -437.02 | -369.37 | -244.93 | -257.64 | -273.19 |
| /GDP % | -4.14 | -3.35 | -2.11 | -2.11 | -2.17 |
| | 7091.10 | 7293.40 | 7459.70 | 7603.50 | 7694.82 |
| /GDP % | | | | | |

