

以色列国

2023 年跟踪评级报告

本次评级结果¹:

长期本币信用等级: AA_i

长期外币信用等级: AA_i

评级展望:

上次评级结果:

长期本币信用等级: AA_i

长期外币信用等级: AA_i

评级展望:

本次评级时间: 2023 10 27

本次评级使用的评级方法、模型:

	V3.0.201910
	V3.0.201910

分析师:

邮箱: lianhe@lhratings.com

电话 010-85679696

传真 010-85679228

地址: 2

17 100022

网址: www.lhratings.com

本次评级模型打分表及结果:

	AA _i		AA _i
	AA _i		AA _i
	B		C
			B
			F
	c		d
			d
			f
	a		b
			c
			a
	--		--

A B C D E

F

a b c d e f g


担 担 担 担

评级概况：



评级关键驱动因素

1.



9.3%			2022			6.5%
AA _i	AA _i -					
2.						
				2022		
15.8%	1,662.3					1,508.0
	19.7%		2022			154.2
					203.4	
GDP	3.9%		2022		1,586.7	GDP
30.2%		1.5				
			2022		1,559.0	GDP
	3.4			AA _i	AA _i -	29.7%
				2022		
128.7%		20.2				
		125.1%				
1.						
						2019 4
	21					9 22
				2020	3	23
					12	2021
3		24				
				12		8
	2022	6				
		11				25
6						
				2022		
68.5	AA _i			AA _i -		
				11.8	2021	13.21

2. 2022

	2020	10.8%		70%	
	3.7%		2022		2021
	1987		109.0		GDP
0.6%	2022				
GDP 60.7%	7.2		AA _i	AA _i -	
2022			61.3%	7.5	
			2023	2024	
2%		60%			

评级敏感性因素

- 1.
- 2.

1.

1

2018 2022

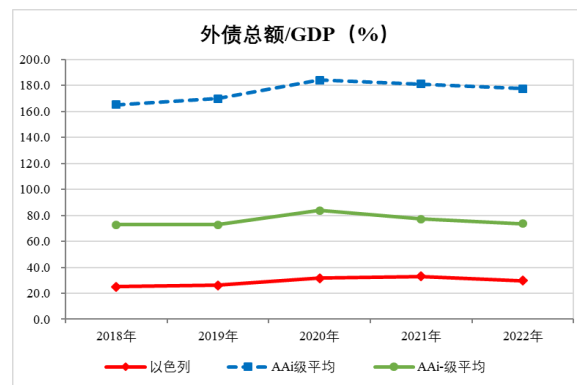
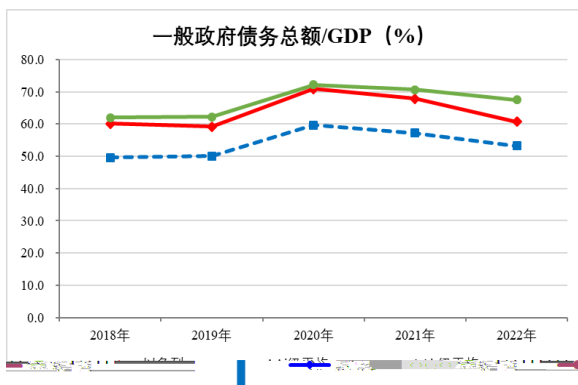
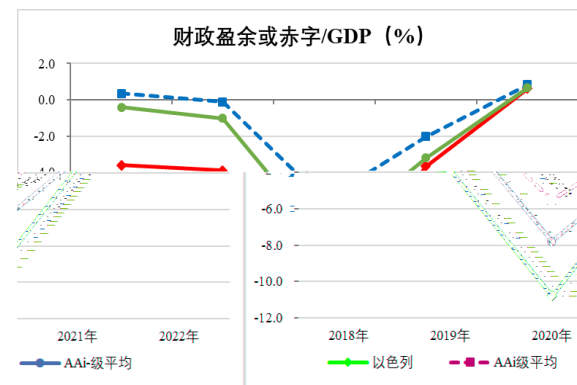
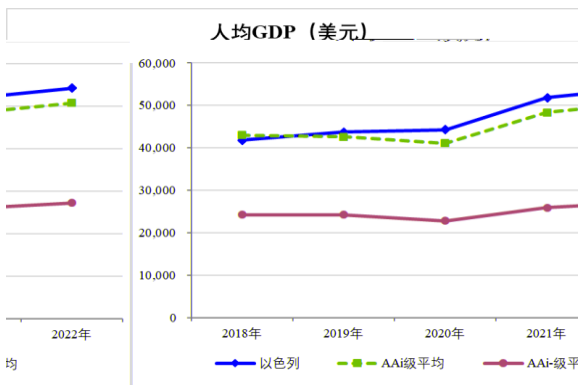
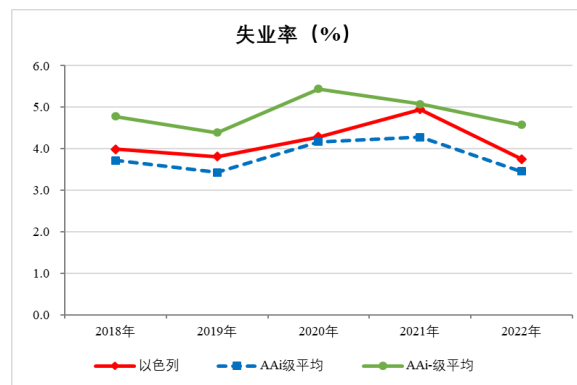
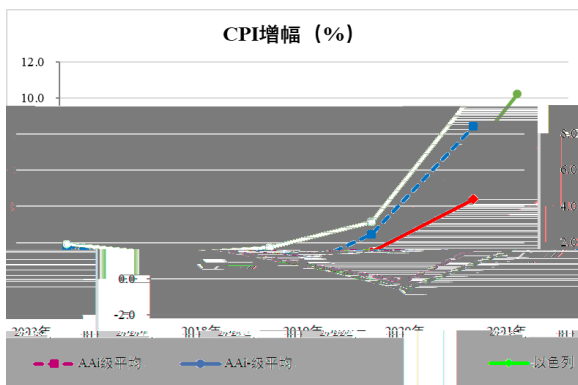
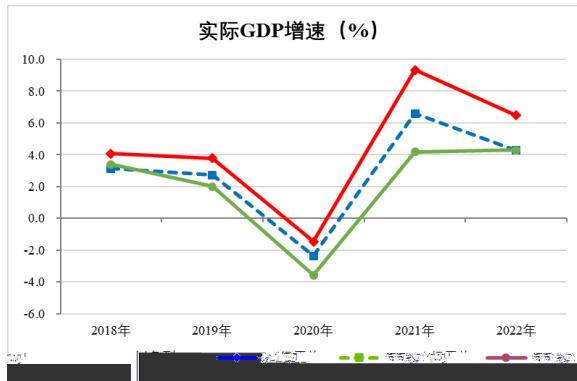
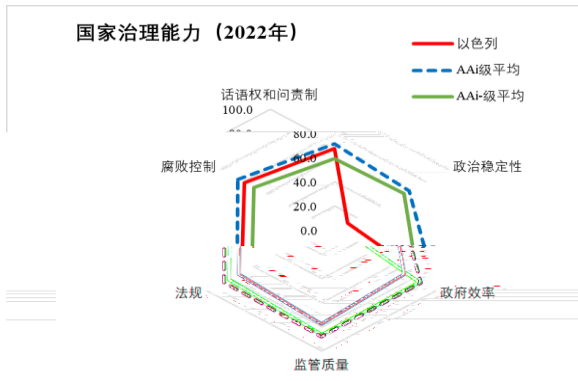
		2022	2021	2020	2019	2018
GDP		17,638.1	15,818.6	14,173.4	14,245.7	13,470.0
GDP		5,250.0	4,897.1	4,117.3	3,996.5	3,751.5
GDP	%	6.5	9.3	-1.5	3.8	4.1
CPI	%	4.4	1.5	-0.6	0.8	0.8
	%	3.8	5.0	4.3	3.8	4.0
GDP		54,336.8	51,804.7	44,320.7	43,723.3	41,834.0
GDP	%	49.6	49.2	48.4	52.4	53.0
GDP	%	20.9	22.1	23.3	22.1	22.4
GDP	%	23.8	23.0	22.1	22.7	23.2
GDP	%	3.3	4.0	4.5	2.3	0.9
GDP	%					

/	%	128.7	108.5	105.2	136.7	148.3
		1,950.9	2,137.4	1,740.7	1,265.4	1,157.8
/	%	125.1	131.9	133.5	120.5	123.4

IMF

2 2023 2024

		2023	2024
GDP	%	3.1	3.0
CPI	%	4.3	3.0
	%	3.5	3.8
GDP		53,000.0	54,000.0
/GDP	%	-1.8	-2.0
/GDP	%	60.0	62.0



IMF

AAA_i AA_i A_i BBB_i BB_i B_i CCC_i CC_i C_i
 D_i AAA_i CCC_i + -

	AAA _i
	AA _i
	A _i
	BBB _i
	BB _i
	B _i
	CCC _i
	CC _i
	C _i
	D _i

权利与免责声明

1.

2.

3.

4.

5.