

2024

1

BBB<sub>i</sub>

BBB<sub>i</sub>



2.

				IMF		
	2020					7%
						2022
		2023				
		16%		12.9%		
1.3%		BBB <sub>i</sub>	BBB <sub>i</sub> +			
			2020			2023
48.9%			50%	BBB <sub>i</sub>	BBB <sub>i</sub> +	
	2023					

" " 2 4 4

46.7 2021 2022  
 BBB<sub>i</sub> BBB<sub>i</sub>+  
 " "  
 2023

2.


2023 78.5% 3.5 58.0%  
 13.3%

2013 14% 2023 5%

3.

2023 9.5% BBB<sub>i</sub> BBB<sub>i</sub>+

0.50% 2022 2%  
65



- 1.
- 2.
- 1.
- 2.

1

## 2019 2023

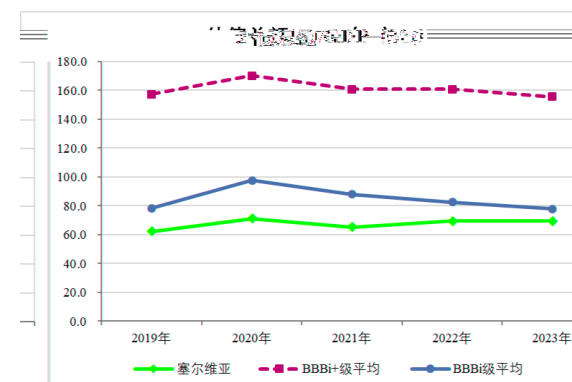
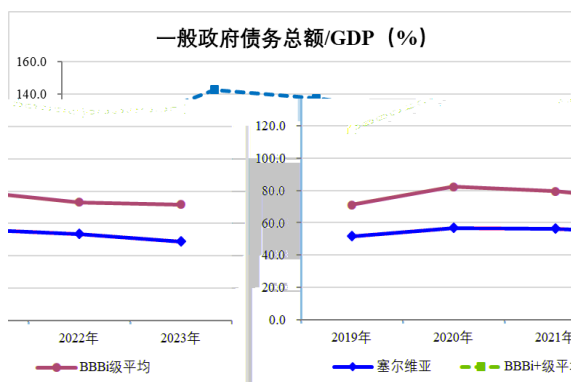
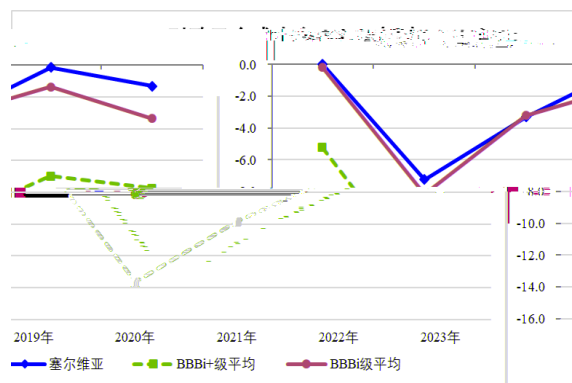
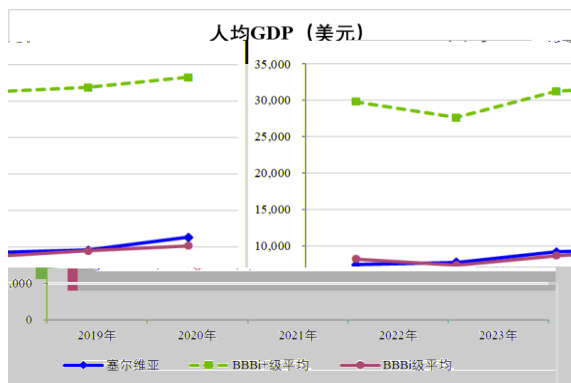
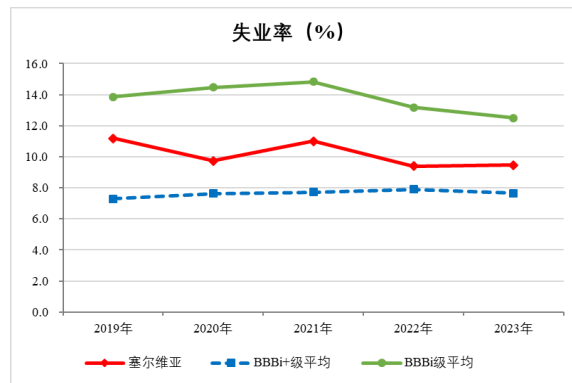
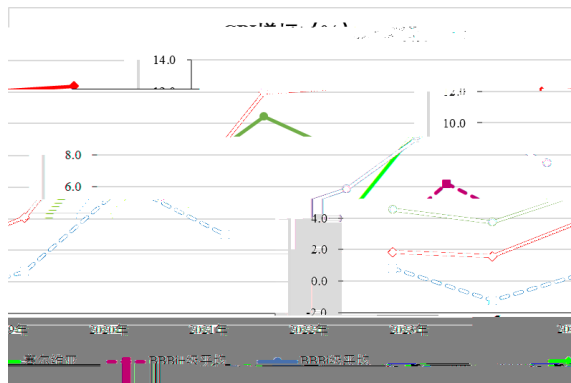
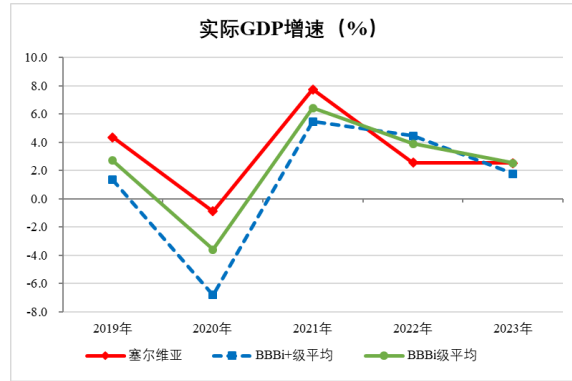
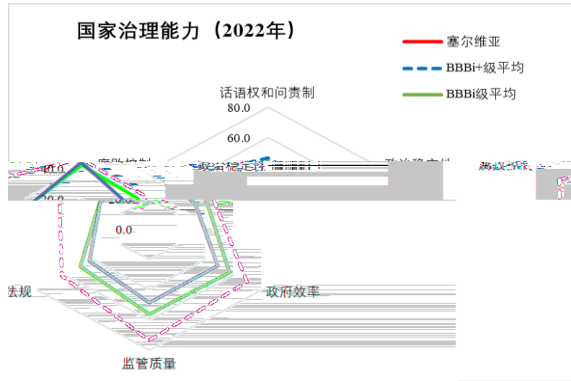
	2023	2022	2021	2020	2019
GDP	81,504.9	70,976.3	62,719.9	55,044.3	54,218.5
GDP	751.9	635.6	627.9	533.6	515.1
GDP %	2.5	2.6	7.7	-0.9	4.3
CPI %	12.4	12.0	4.1	1.6	1.8
%	9.5	9.4	11.0	9.7	11.2
GDP	11,327.1	9,537.7	9,187.0	7,733.8	7,417.2
GDP %	67.3	68.3	66.0	66.6	68.2
GDP %	15.9	16.2	16.8	17.5	16.6
GDP %	21.4	26.5	25.2	24.2	25.1
GDP %	-4.5	-11.0	-8.0	-8.3	-9.9
GDP %	-	6.5	6.3	6.3	6.0
GDP %	-	25.6	25.0	24.9	25.6
GDP %	-	52.0	51.4	51.9	51.2
GDP %	-	16.0	17.3	16.9	17.3
%	21.4	20.2	20.8	22.4	23.4
%	3.2	3.0	3.6	3.7	4.1
ROA %	1.5	2.5	1.2	1.1	1.8
ROE %	10.5	18.1	7.8	6.5	9.8
	34,733.3	30,757.8	27,119.3	22,549.6	22,785.3
/GDP %	42.6	43.3	43.2	41.0	42.0
	35,800.8	30,863.1	29,194.5	26,534.4	22,787.8
/GDP %	43.9	43.5	46.5	48.2	42.0
	-1,067.6	-105.3	-2,075.2	-3,984.8	-2.5
/GDP %	-1.3	-0.1	-3.3	-7.2	0.0
	39,865.8	37,970.1	35,273.7	31,313.7	28,036.8
/GDP %	48.9	53.5	56.2	56.9	51.7
/	87.1	81.0	76.9	72.0	81.3
	443.4	399.0	340.3	255.0	261.3
	482.2	473.9	394.8	301.8	312.9
	-38.7	-74.9	-54.4	-46.8	-51.6
	529.9	482.9	409.2	311.4	319.6
	-19.5	-44.6	-26.5	-21.8	-35.4
/GDP %	-2.6	-7.0	-4.2	-4.1	-6.9
	-565.5	-525.8	-501.7	-518.8	-454.7
/GDP %	-75.2	-82.7	-79.9	-97.2	-88.3

		501.4	446.9	413.3	377.8	317.4
/GDP	%	66.7	70.3	65.8	70.8	61.6
		273.0	236.0	216.8	183.8	155.8
/	%	54.4	52.8	52.5	48.7	49.1
/	%	105.7	108.1	99.0	82.4	100.7
		275.2	207.1	186.4	165.6	150.3
/	%	54.9	46.3	45.1	43.8	47.4
/	%	100.8	87.8	85.9	90.1	96.5

IMF

**2                    2024    2025**

	2024	2025
GDP	3.5	4.5
CPI	4.5	3.0
	9.0	9.0
GDP	12,000	13,000
/GDP	-2.0	-2.2
/GDP	49.0	48.0
/GDP	-3.8	-4.5
/GDP	66.0	65.0



IMF



3

AAA<sub>i</sub> AA<sub>i</sub> A<sub>i</sub> BBB<sub>i</sub> BB<sub>i</sub> B<sub>i</sub> CCC<sub>i</sub> CC<sub>i</sub> C<sub>i</sub>  
 D<sub>i</sub> AAA<sub>i</sub> CCC<sub>i</sub> " + " " - "

	AAA <sub>i</sub>
	AA <sub>i</sub>
	A <sub>i</sub>
	BBB <sub>i</sub>
	BB <sub>i</sub>
	B <sub>i</sub>
	CCC <sub>i</sub>
	CC <sub>i</sub>
	C <sub>i</sub>
	D <sub>i</sub>

1.

2.

3.

4.

5.