

2020

EMC /P /MCID 99>BD& CID 64>BDC BT0 9B31B 0 1 7ched 1 103C6 EMC /P /92

BB_i-

BB_i-

BB_i-

BB_i-

2020 9 22

BB_i-

2018

2022

IMF

2019

5.6%

GDP

3,046.6

3,000

en-US\$ ` = Y

			2020	1~3	GDP
	5%	GDP	GDP	12.2%	
			GDP	12%	
GDP	2%				
		6	382	8	
		3			

1.

			2020	2%		
					53,223.0	
		2019	GDP			
3,031.8			5.6%	0.2		CPI
	8.6%	13.9%		2.3	7.0	
	GDP	3,046.6		18.4%		GDP
11.0%	35.6%	50.5%	0.2	0.7	1.0	

2020

	9.6%		5	5%		7.2
	14			9.8%		9%
3					2020	5
		IMF			52	

2.

	2020	2%			2019	
	14,651.8		9.7%	GDP	27.5%	2.6
	10,708.7		16.6%	GDP	20.1%	0.6
				GDP	7.4%	

2.0 GDP 83.8% 8.9

3.

2019

2019 10.5% 10.4%

2019 90 10.7%

12 445.7 6.5%

39.4%

8.4

2020 1 3 300

IMF

7 4.4 382

1.

80% GDP 12% 10%

2018

2019

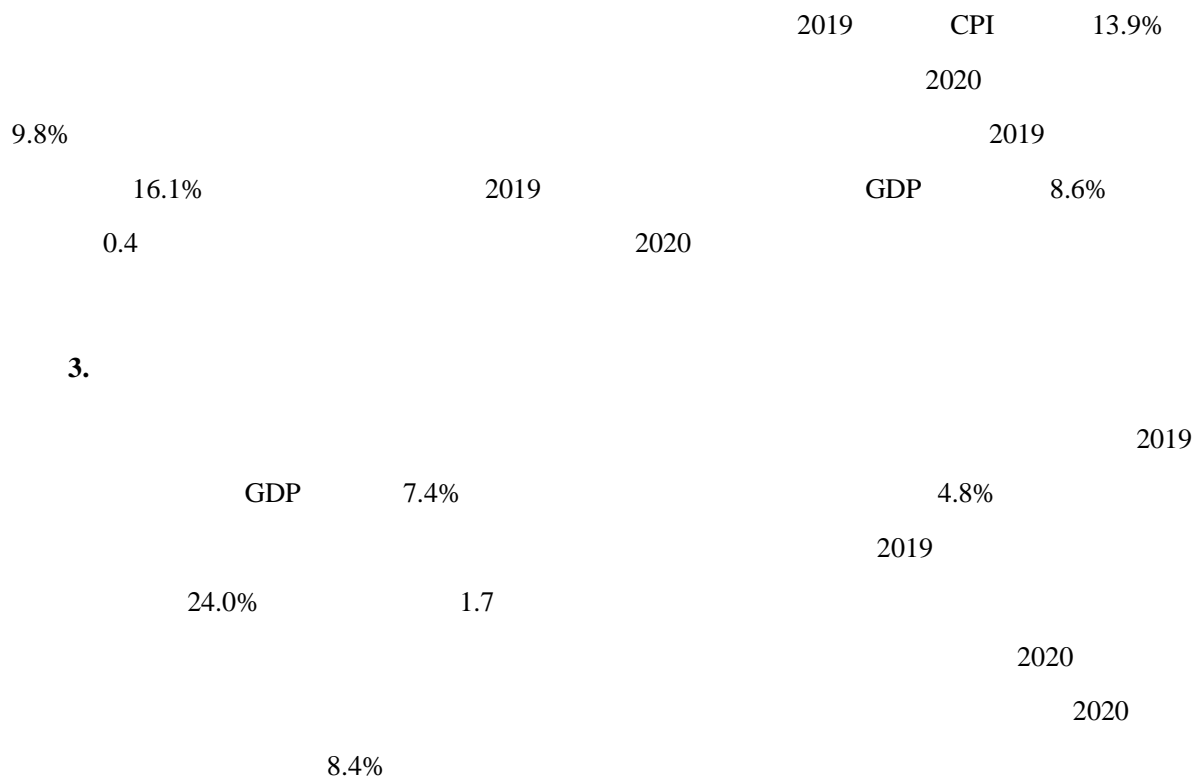
130.3 2018 118 10.4%

2010 125 2019 1,310 15.9%

2020

2019 73 52 2020 GDP 2%

2.



1.

2.

3.

4.

1.

2.

			BBi-		BBi-
			BBi-		BBi-
	V3.0.201910				

	V3.0.201910				F
			D		B
					F
					g
			F		g
					g
					d
			d		d
					d

lianhe@lhratings.com

010-85679696

010-85679228

2

17 100022

www.lhratings.com

1

1 2015-2019

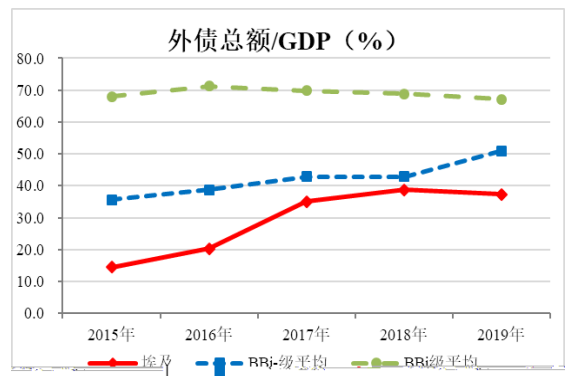
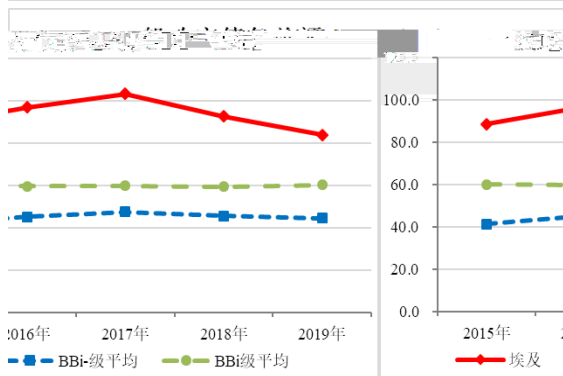
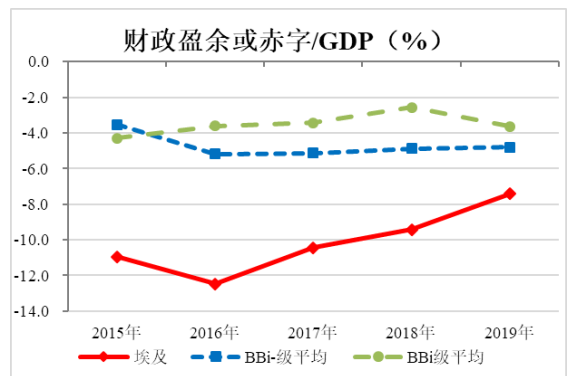
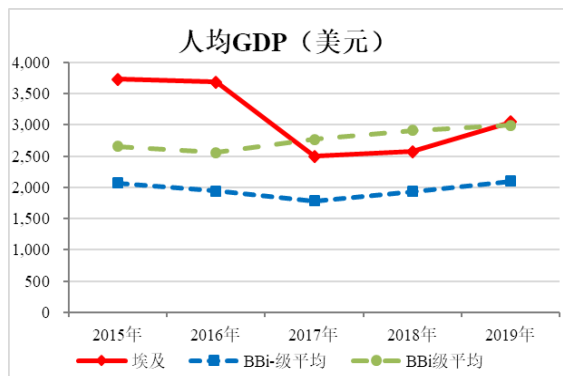
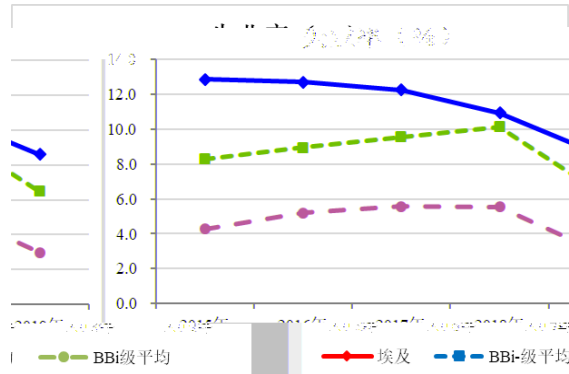
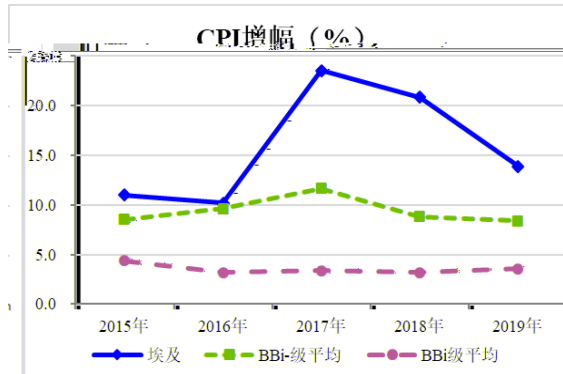
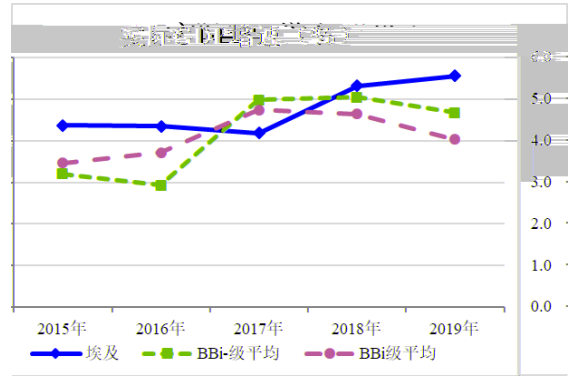

项目					
GDP	53,223.0	44,374.0	34,700.0	27,094.0	24,439.0
GDP	3,031.8	2,508.9	2,353.7		

/GDP	%	37.3	38.7	35.0	20.2	14.4
/	%	54.5	49.8	46.7	39.0	49.8
/	%	133.0	162.7	178.4	201.3	238.1
		445.7	418.4	364.0	236.4	158.6
/	%	39.4	43.1	44.1	35.1	33.1

IMF

2 2020-2021

		2020	2020	2020	2021
GDP	%	5.0	-	2.0	2.8
CPI	%	5.9	5.4	9.8	8.2
	%	7.7	9.6	10.3	11.6
GDP					



IMF

AAA_i AA_i A_i BBB_i BB_i B_i CCC_i CC_i C_i
 D_i AAA_i CCC_i + -

	AAA_i
	AA_i
	A_i
	BBB_i
	BB_i
	B_i
	CCC_i
	CC_i
	C_i
	D_i