

2024

联合资信评估股份有限公司

China Lianhe Credit Rating Co., Ltd.

真诚 | 服务 | 专业 | 尽责 |

信用评级公告

2024 7582

联合资信评估股份有限公司通过对 2024 年湖南省政府专项债券（十四期）的信用状况进行综合分析和评估，确定 2024 年湖南省政府专项债券（十四期）信用等级为 AAA。





2024

2024	9.45	10	AAA	2024/07/30
------	------	----	-----	------------

-
- 2021 2023
-
-
-

				1
	A			1
				1
	F3			2



2021 2022

2021 2022

/	
V3.0.202006	_____
V3.0.202006	_____
2004	_____

hanzq@lhratings.com

T 电` lianhe@lhratings.com

www.lhratings.com

010-85679696



21.18		2.2%	10	1	2023	14	
13	1		2023	6568		4017	61.16%
2021	2023		45713.5	48670.4	50012.9		
			8				

2024

2024		GDP	5.3%	5.2%	GDP
5%					

2024

1

		2023			157		124
7	39	76	2			21	
	2						
	2023		123		3.2		46.3
22.7		44.0	82.7		89.5	2023	
	12		399				42
75		14		811		28	
387	55295		3995.3	910		74940	19.4%
	20133	1.4%			51332	9153	673
				2023			24.3
	0.2%		7530	200	2023		20.07
7.8%	6078.6			2501			2023
	0.51	5.5%		2022	11968	2023	

2.27

1.9%

2

6

2023

1509.8

124.9%

2015 4

2020 8

2021 10

2021 34

19

2

2021 2023

1 2023

	2021	2022	2023
GDP	45713.5	48670.4	50012.9
GDP %	7.6	4.5	4.6
%	8.0	6.6	-3.1
	18596.9	19050.7	20203.3
	5988.6	7058.2	6175.0
%	59.7	60.3	61.2
	44866.1	47301.0	49243.0
	9.5:39.1:51.5	9.5:39.4:51.1	9.3:37.6:53.1

2021 2022

2023 2023

2021 2023

2023

4621.3

3.5%

18822.8

4.6%

26568.8

4.8%

2024 1 6

24545.2

4.5%

1756.5

2.7%

8844.9

5.4%

13943.8

4.2%

2021 2023

9.5

39.1

51.5

9.5

39.4

51.1

9.3

37.6 53.1

2023

8199.4

3.7%

2023

4763.5

2.0

113.3

0.7

0.6%

1204.8

8.0

0.7%

3445.4

5.3

0.2%

2023

55.9

13.5%

7.5

0.2%

1614.8

6.4%

2023

579.7

0.4%

2023

5.1%

5.2%

64.4%

3.7%

13.5%

8.9%

31.5%

9.0%

71.2%

7.2%

31.3%

7.1%

7.1%

5.7%

4.4%

2023

5126.6

6.1%

1984.3

8.7%

1098.0

11.5%

2598.2

4.8%


2876.9

		1.9%		1318.6		10.8%		1705.0		
	6.5%		9.4%		41.3%		6.6	51.1%		
	112.1		13.5	9565.2	47.4%		9545.1	47.2%		
	2.9		11.8							
2021	2023				8.0%	6.6%	-3.1%	2023	0.8%	2023
			7.3%		1.9%			4.5%		
	8.6%		16.1%		4.0%		4.8%			
	4.3%		3.5%		1.2%		6.1%			
2021	2023			18596.9	19050.7	20203.3		14.4%	2.4%	6.1%
	2023			17445.6		5.9%		2757.7		6.7%
		17627.8		5.2%	2575.5		12.3%			
7808.5		5.5%			4037.0		4.4%			3643.3
	7.0%			4714.6		7.8%	2023			35895
	5.5%			49243		4.1%		20921		7.0%
			25462		5.7%			31035		4.9%
	19210		6.3%							
		2021	2023		5988.6	7058.2	6175.0			22.6%
20.2%	-12.1%	2023		4009.4	21.9%	2165.6		14.6%		
	3465.4		23.3%	405.3		5.1%		1918.9		8.9%
	552.7		0.4%			449.7		37.9%		536.8
	3.1%	355.5		29.4%	761.8		34.2%	"	"	2181.8
	18.7%									

3


					2023	2022				
		2020	2022		5.8	6.3	7.0			10.0%
8.6%	11.5%	2022		41313.9		16.3%		14174.7		
	2.6%		62351.5		11.7%		21576.2		3.8%	
		40498.9		15.9%						
		2020	2022		117	132	138	A		17533.2
	19944.0	15851.8			436	439	434			10.5
12.2	12.0			3	2	2		6.4	7.1	5.6

4



2024

2024



1994

60% 40%

50% 50%

2021 2023

4059.8

4722.0

5072.7

2

2021 2023

16493.5

16541.7

18659.0

6.4%

62.0% 65.1% 66.0%

2023



2021



2021 2023 1.7% 2021
 2023 2246.0 2004.5 2208.5 69.1% 64.6% 65.7%
 2021 2023
 74.2% 69.4% 71.1% 2021 2023 30.9% 35.4% 34.3%

2021 2023 1172.6 1040.5 1888.1

2021 2023 8325.5 8991.6 9584.5
 39.0% 34.5% 35.1%

	2021	2022	2023
	820.3	841.9	804.9
	1373.6	1500.4	1579.0
	1312.7	1441.7	1559.3
	739.9	820.6	869.7
	949.0	995.4	1066.4
	308.6	408.8	410.0
	877.6	1005.5	1226.7
	222.3	222.1	266.7
	8325.5	8991.6	9584.5
	61.3	64.7	64.7
	881.1	716.9	1574.1
	323.9	306.8	207.5
	637.7	686.6	876.9
	10229.5	10766.6	12307.7

2021 2022 2023 2024 51.0%
 2021 2023
 51.2% 50.2%

2024 1 6 1866.6 5.6% 1149.9 0.7%
 716.7 17.6% 38.4% 176.8 19.4% 1689.8
 4.3% 4575.5 1.4% 662.1

		1830.0	1777.4	2801.0
		6110.3	5610.1	5945.6

2021 2022 2023 2024

2021 2023 3808.0 3192.0 2621.9

2021 2023 94.7% 92.5% 87.1%

2021 2023

	2021	2022	2023
	3014.3	2423.1	1879.4
	4449.2	4272.3	3669.5
	0.1	--	--
	526.0	293.0	1413.6
	707.5	583.3	412.6
	427.5	461.5	449.9
	6110.3	5610.1	5945.6

2021 2022 2023 2024

2021 2023 6110.3 5610.1 5945.6

2023 449.9

3

2021 2023 153.7 165.0

405.7

4

2023 2024 2024 3562.0

4200.7 60.0 21.5 2650.0

36.2 1504.6 449.9 4640.7 245.7

1.1 11.9 258.7

2021 2023

1

2021 2023 15.7% 50.8% 46.9% 44.1%


2021 2023

2023

	2021	2022	2023
	13605.4	15407.7	18216.3
	6905.0	7222.8	8041.8
	6700.4	8184.9	10174.5

2021 2022 2023 2024

2023 2230.1 12.2%



2021 2023

18.2%

2023

2023

18216.3

212.0

18428.3

2023

	2021	2022	2023
	13838.9	15591.9	18428.3
	7089.0	7407.0	8213.0
	6749.9	8184.9	10215.3



2

9.45

2023

0.05%

3

2017 89

10

			48379.10	7300.00	7300.00	1.94
			5516.00	3500.00	3500.00	1.92
			5134.44	2500.00	2500.00	1.99
			6500.00	3200.00	3200.00	1.38
3.37			19532.99	8000.00	8000.00	1.30
			13910.20	4400.00	4400.00	1.21
			103434.40	51700.00	24900.00	1.26
			22996.71	11500.00	3500.00	1.36
			19503.58	8000.00	8000.00	1.45
			13500.18	6000.00	6000.00	1.29
			10000.00	4000.00	4000.00	1.34
			128167.34	33000.00	11800.00	1.27
			15053.31	5000.00	5000.00	1.99
7	23		4800.00	2400.00	2400.00	1.43
		--	416428.25	150500.00	94500.00	--


14

41.64

1.21~1.99

2024


AAA



AAA AA A BBB BB B CCC CC C AAA " -"

AA B " + " -"

AAA	
AA	
A	
BBB	
BB	
B	
CCC	
CC	
C	



“ ”