


信用评级公告






				2024/07/26
AA+/		AA+/		
	3	0	10	3
				400

2021 2023

EBITDA

- -
 -
 -
 -
- EBITDA
-



■

■

■

V4.0.202208

V4.0.202208

2023


				2
				4
	B			1
				3
				2
				1
				1
	F1			1
				1
				1
				1
				aa ⁺
--				--
				aa ⁺
--				--
				AA ⁺
	A B C D E F 6		6	1
	F1 F7 7		7	1

2021 2023

	2021	2022	2023	2024 3
EBITDA				
%				
%				
%				
%				
%				
EBITDA				
/EBITDA				
	2021	2022	2023	2024 3


2021 2023

2021 2023




/				






Tff%Q




1

1

2





6

			%	
		438.81	41.87	
		412.66	31.40	
		110.85	33.83	--

2

2021—2023

7

/

	2021	2022	2023	2024 1 3

		630.54	669.88	693.71	179.87

3

2021 2023

8

/

	2021	2022	2023	2024 1 3
	0.24	0.26	0.24	0.29
	610.72	620.17	872.18	218.82
	42.13%			

			600.09	46.82
			149.40	44.00

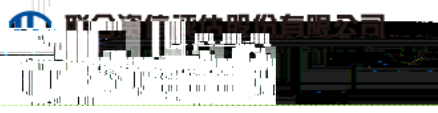
3

10 2023

4

11

	2021	2022	2023
/			
%			
/			



%			
-			
-	5.15	3.78	1.41
	--	--	--

12

		2021	2022	2023
	GTS GLOBAL TRADING PTE LTD	70.52		141.40
/		122.06		144.00
		14.26		16.77
		0.45		1.31
-		5.15		1.41
		9.60		58.00
-		97.13		62.49
		24.83		--
		15.02		3.60

5

13 2024 3

				2024 3			
					2024 4 12	2025	2026



	232.14	112.14	120.00	126.46	23.65	32.03	50.00

14 2024 3

		2024 3	2024 4 12	2025	2026	
	298.19	63.24	67.67	61.04	106.24	--

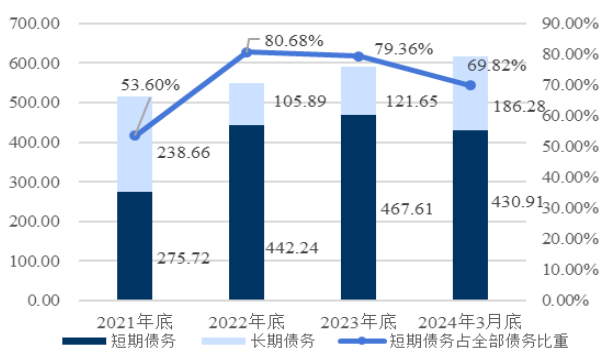
1

2022


	2021	2022	2023
	1037.60	1033.00	995.66
	749.40	828.91	987.45
	1787.00	1861.90	1983.10

	2021	2022	2023
	578.54	748.43	731.70
	253.64	121.55	175.59
	832.19	869.98	907.29

17



18



19

	2021	2022	2023

20 2023

			%	%	%
	1311.91	127.65	14.63	7.72	9.71

Wind Wind

21

	2021	2022	2023
	282.00	87.93	246.86
	-40.09	-154.88	-208.65
	241.91	-66.95	38.21
	-218.21	-145.07	-1.58

5

22

		2021	2022	2023

153.55

	26.15
	1.11
Winning Consortium Holdings Pte. Ltd	126.29
	153.55




1

2


EBITDA


2

	2024	3




股东会





	2021	2022	2023	2024



	2021	2022	2023	2024
				3

