

1

BBB<sub>i</sub>-

BBB<sub>i</sub>-

2021 6 15

	V3.0.201910
	V3.0.201910

lianhe@lhratings.com

010-85679696

010-85679228

2

17 100022

www.lhratings.com

	<b>BBB<sub>i</sub></b>		<b>BBB<sub>i</sub>-</b>
	<b>BBB<sub>i</sub></b>		<b>BBB<sub>i</sub>-</b>
	D		D
			B
			F
	d		d
			g
			g
	g		f
			g
			g
			1

A B C D E

F

a b c d e



3 3,000

2016

2016-2019

2020

10%

BBB<sub>i</sub>-

BBB<sub>i</sub>

2021

**3.**

**IMF**

2010

IMF

IMF

1,100

2012

3

1,300

2015 8

860

2018 6

966

10

10

150

2018 8 20

8

2019

GDP

1.9%

3 18

7,500

PEPP

700

200

4 8

**4.**

2016

2019				141		59
2020						10
				2021	1	
		Akuo		10		
1.						
				60%		
			2010			
2016-2020				190.7%		
25.8%	2020			<b>BDP</b>	213.1%	28
		BBB <sub>i</sub>	BBB <sub>i</sub> -			
22.7%						
			2021			
2.						

2020		GDP	321.0 %	75
BBB <sub>i</sub>	BBB <sub>i-</sub>		57.9%	
			11.7%	20.2%
				2%
2020	6	30	20.2	
			11	30
	7.7			
		2021		
	<b>3.</b>			
				2016-2020
			37.5%	
2020		27.0%	9.5	
				20
	<b>4.</b>			
		2008		
			2012	3
				1

1

**2016-2020**

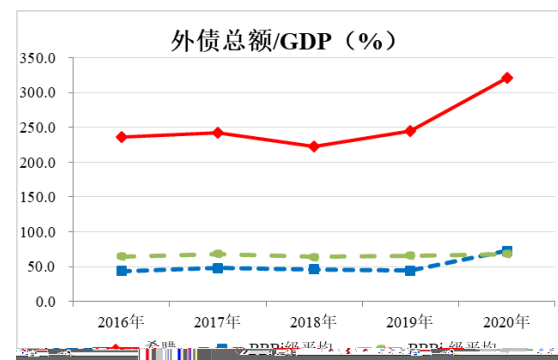
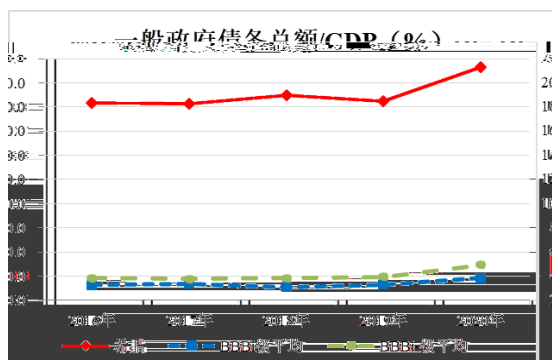
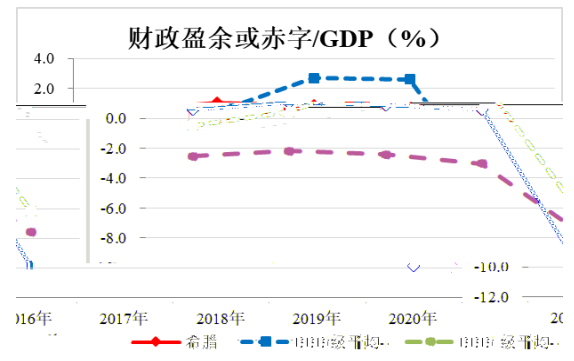
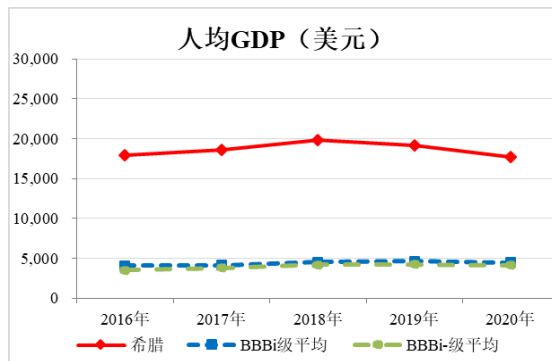
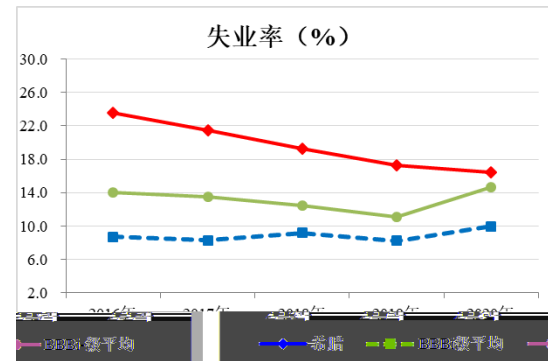
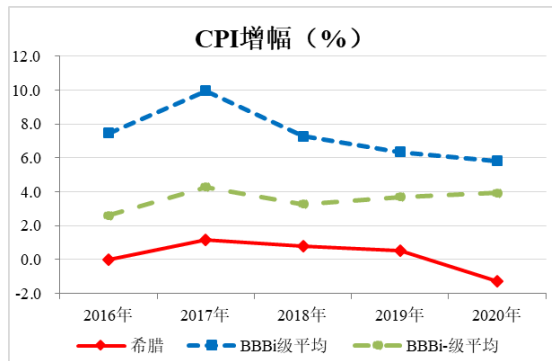
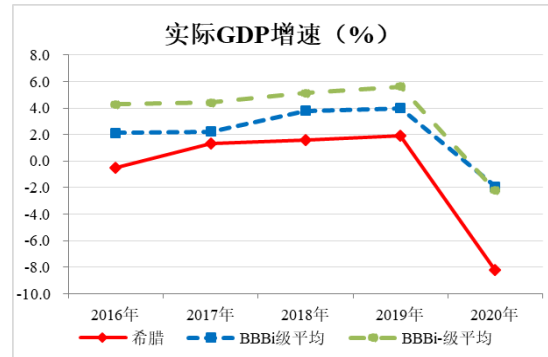

	2020	2019	2018	2017	2016
GDP	1,658.3	1,834.1	1,797.3	1,771.5	1,742.4
GDP	1,890.5	2,053.1	2,120.6	1,997.2	1,928.2
GDP %	-8.2				

/GDP	%	321.0	245.4	223.2	242.5	236.0
		3,514.3	3,358.5	3,415.8	3,334.8	2,846.4
/	%	57.9	66.7	72.2	68.9	62.5
/	%	11.7	18.3	19.4	16.4	15.2
/	%	20.2	27.5	26.8	23.7	24.3

IMF

## 2 2021-2022

		2021	2022
GDP	%	3.8	5.0
CPI	%	0.2	0.8
	%	16.6	15.2
GDP		19,672.5	21,160.2
/GDP	%	-8.9	-2.6
/GDP	%	210.1	200.5
/GDP	%	-6.6	-3.5
/GDP	%	315.0	283.5



IMF



$AAA_i$   $AA_i$   $A_i$   $BBB_i$   $BB_i$   $B_i$   $CCC_i$   $CC_i$   $C_i$   
 $D_i$   $AAA_i$   $CCC_i$  + -

	AAA <sub>i</sub>
	AA <sub>i</sub>
	A <sub>i</sub>
	BBB <sub>i</sub>
	BB <sub>i</sub>
	B <sub>i</sub>
	CCC <sub>i</sub>
	CC <sub>i</sub>
	C <sub>i</sub>
	D <sub>i</sub>

1.

2.

3.

4.

5.