

澳大利亚联邦

2021 年跟踪评级报告

本次评级结果¹:

长期本币信用等级: AAA_i
 长期外币信用等级: AAA_i
 评级展望:

上次评级结果:

长期本币信用等级: AAA_i
 长期外币信用等级: AAA_i
 评级展望:

本次评级时间: 2021 11 24

本次评级使用的评级方法、模型:

	V3.0.201910
	V3.0.201910

分析师:

邮箱: lianhe@lhratings.com
 电话 010-85679696
 传真 010-85679228
 地址: M â 8 SLi p 0 3L L]>• 2 - c 3 ð CXLÿ
]Ü 17 x ´ 100022 µ
 网址: www.lhratings.com

本次评级模型打分表及结果:

	AAA _i		AAA _i
	AAA _i		AAA _i
	A		B
			B
			E
	c		f
			c
			e
	c		c
			b
			g
	--		--

F

a

A B C D E

评级概况:

			"	"	"		
	"					AAA _i	
	"	"					
2020							
			-2.4%	60			CPI
0.7	0.9%				6.5%	2001	
			GDP				
2021							
							3.5%
							2021
			8.5%			60%	

评级关键驱动因素

1. %é]_Đ u Ò "ñ* < 73 Ñ 7 p è , J 5 #, E ê 0A Ü E'Q

					2020		
			90.7		1		AAA _i
2019							
			2020	GDP	52,905.4		AAA _i
2021							
			48.3		6		

2. <³| 2020 ¢%é]_ Ð5 #,L- >|F6 ,|^u Ò ? ~,° ± 8 t à A ,5 #, C9 Þ Ñ p è

	2020	GDP
-2.4%	1961	
2020	-1.8%	-1.0%
2020	-2.4%	
AAA _i		
0.1%		
2020		4.1% 1.4%
2021		
	2021	GDP
9.6%	3.5%	
	2.5%	2%~3%
		5.0%

3. %é]_ Ð 5 5# 7Cn | Â5 nC\m ,p• , u Ò L p µ Ô Ñ Ó 7 p è

	62%	2020
20%	2020	15
	70%	
	509.1	
8%	362.1	
GDP	2.7%	2.2
	2020	1.7
121.9%	12.4	AAA _i
		19.6%
		2.3
		38.1%
26.8%	21.9%	
		95.9%
		GDP

1. u ÒCX uCš •L- › Á N ›,° 6 [H "j © , u Ò p × Á Ñ • t: • }Q

					2020
3	176				5,000
				10	
		2020	3	660	
	141		400		
319			2020	4	1,300
			6	1,500	
			GDP	10%	
2020			1,719.5	95%	GDP
	4.4		8.7%		
FA		2020		1.1	GDP
	57.3%		AAA _i	10	
				11.1	62.9%

2021

2021 80 1 161.06 550.27 11(4)T102C53554364113E9508D9409BB08CB1E3en-BDC

2.

1.

2.

Lz , 1 Æ

		2016 2020				
		2020	2019	2018	2017	2016
GDP		19,689.0	20,021.3	18,996.4	18,065.3	17,021.3
GDP		13,593.7	13,923.3	14,211.9	13,852.0	12,662.0
GDP %		-2.4	1.9	2.8	2.4	2.7
CPI %		0.9	1.6	1.9	2.0	1.3
%		6.5	5.2	5.3	5.6	5.7
GDP		52,905.4	54,476.9	56,460.9	55,915.0	51,915.2
GDP %		74.1	74.0	74.7	75.1	76.5
GDP %		22.2	22.5	24.1	24.3	24.6
GDP %		3.8	3.4	1.2	0.5	-0.8
GDP %		1.9	2.1	2.5	2.7	2.4
GDP %		25.7	25.4	24.2	23.5	22.3
GDP %		66.0	66.0	66.7	67.0	68.3
GDP %		6.4	6.5	6.7	6.8	7.0
%		17.6	15.7	14.8	14.6	13.7
%		1.1	1.0	0.9	0.9	0.9
ROA %		0.4	1.0	1.4	1.2	0.8
ROE %		4.9	13.2	20.0	17.3	12.4
/GDP %		40.5	45.8	44.9	42.3	40.5
/GDP %		142.0	135.8	139.5	140.3	142.4
/GDP %		24.6	23.3	21.9	22.0	20.8
		7,100.0	6,907.4	6,767.6	6,334.2	5,936.6
/GDP %		36.1	34.5	35.6	35.1	34.9
		8,819.5	7,780.6	7,006.0	6,643.9	6,348.1
/GDP %		44.8	38.9	36.9	36.8	37.3
		-1,719.5	-873.2	-238.4	-309.7	-411.5
/GDP %						

	362.1	76.6	-298.9	-360.6	-411.9
/GDP %	2.7	0.5	-2.1	-2.6	-3.3
	-7,562.7	-6,638.7	-7,267.3	-7,824.1	-7,108.9
/GDP %	-55.6	-47.7	-51.1	-56.5	-56.1
	16,565.0	15,235.4	14,951.3	15,492.6	14,031.7
/GDP %	121.9	109.4	105.2	111.8	110.8
	3,671.9	2,623.3	2,379.4	2,491.4	2,066.4
/ %	21.9	19.3	22.9	23.0	23.6
/ %	21.3	26.2	25.6	22.4	21.2
/ %	95.9	152.3	161.2	139.1	143.7
	430.1	587.5	538.8	666.0	535.6
/ %	2.6	3.9	3.6	4.3	3.8
/ %	11.7	22.4	22.6	26.7	25.9

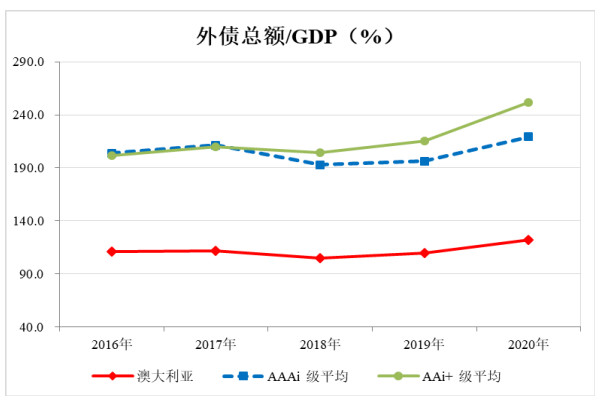
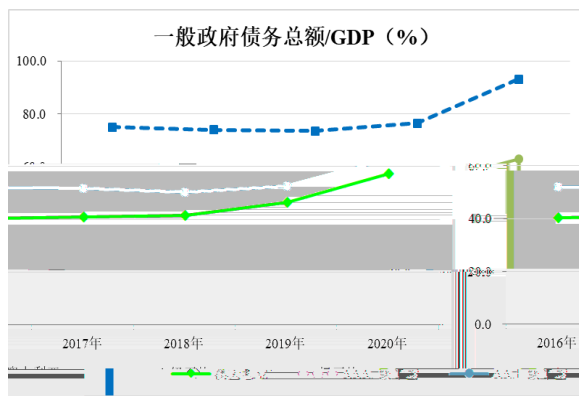
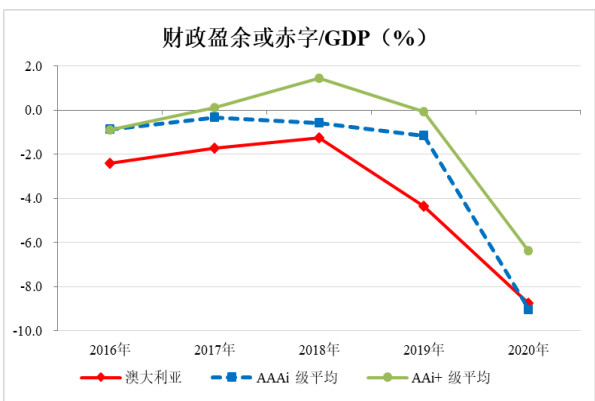
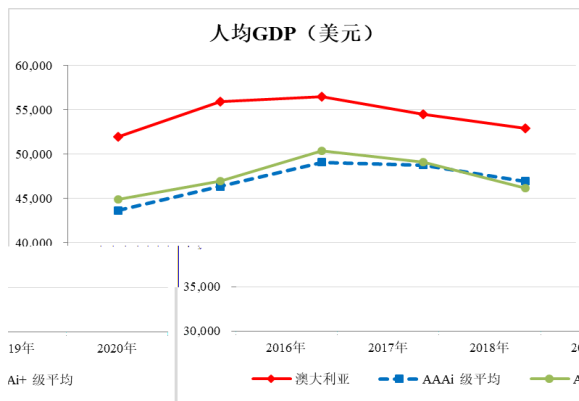
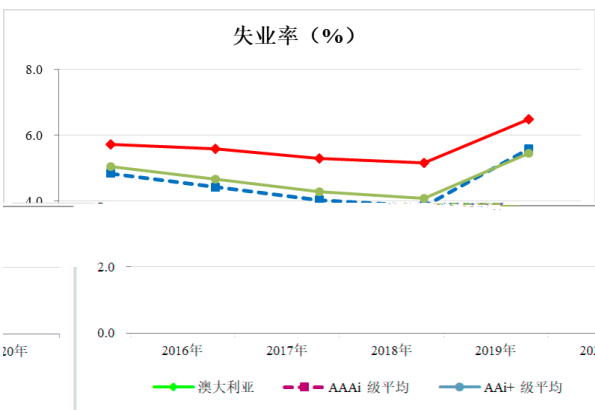
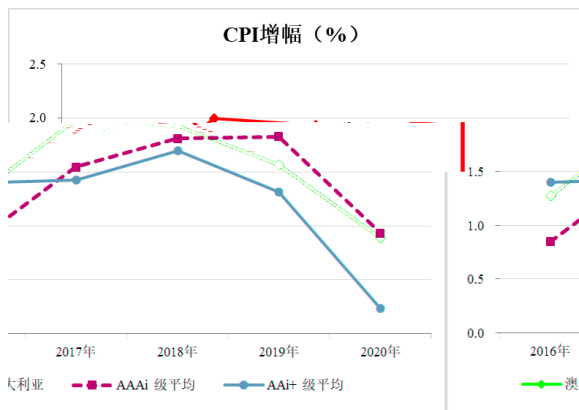
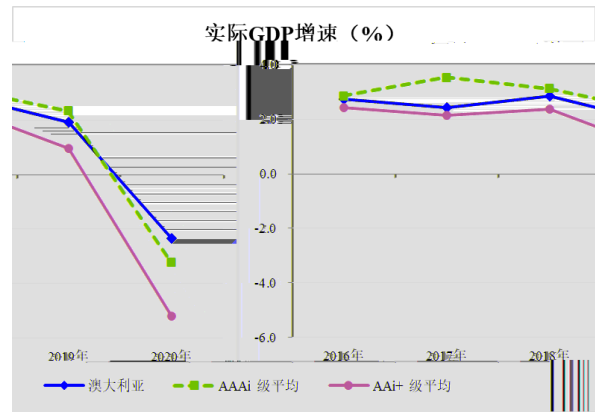

¡ ¢ \$Æ Æ L+,K,>, = IMF = %é] _ ð 3 i5 Ax v = %é] _ ð d>, ,6Š >Cz a*<

2 2021 2022

	2021	2021	2021	2022
GDP %	1.3	9.6	3.5	4.1
CPI %	1.1	3.8	2.5	2.1
%	6.0	5.2	5.0	4.5
GDP	62,732.8	63,876.3	64,000.0	66,000.0
/GDP %	-7.7	-3.8	-8.5	-6.0
/GDP %	-	-	60.0	65.0
/GDP %	0.9	1.2	3.5	1.5
/GDP %	100.4	99.0	115.0	110.0

¡ ¢ \$Æ Æ ¼ (¡ ¢ \$Æ Ä L+,K,>, = IMF = %é] _ ð 3 i5 Ax v = %é] _ ð d>, ,N°#• ¡ ¢ \$Æ Ä6Š >Cz

Lz, 2 Æ



IMF = L+, K+, >, 6Š > Cz a* <

权利与免责声明

1.

2.

3.

4.

5.