

AAA_i

AAA_i

AAA_i

AAA_i

2019 6 4

	2018	2017	2016	2015	2014
GDP	17,113.9	16,501.9	15,302.7	15,561.3	18,035.3
GDP (%)	1.8	3.0	1.1	0.7	2.9
CPI (%)	2.2	1.6	1.4	1.1	1.9
(%)	5.8	6.3	7.0		

2015

2019

GDP

GDP

1.6%

1.0%~1.5%

1

	2018	2017	2016	2015	2014
GDP	22,175.4	21,415.1	20,282.2	19,904.4	19,948.9
GDP	17,113.9	16,501.9	15,302.7	15,561.3	18,035.3
GDP %	1.8	3.0	1.1	0.7	2.9

2018 4.3% 2018 4.0%
GDP 0.4%
0.1
2018 86.3%
7.9% 5.6%

34.2% 31.1% 12.3%

2

	2018	2017	2016	2015	2014
	8,898.1	8,553.2	8,140.0	7,953.1	7,689.4
/GDP %	40.1	39.9	40.1	40.0	38.5
	8,994.0	8,619.7	8,224.5	7,965.4	7,654.5
/GDP %	40.6	40.3	40.6	40.0	38.4
	-95.9	-66.5	-84.5	-12.4	34.8
/GDP %	-0.4	-0.3	-0.4	-0.1	0.2

: IMF

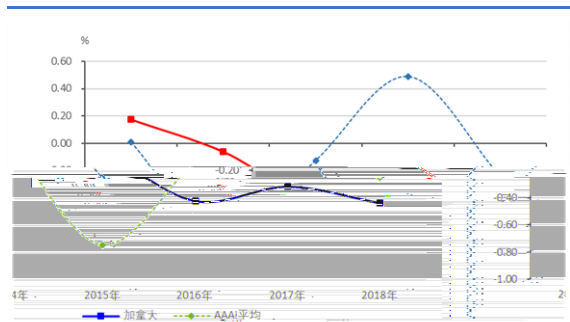
8

AAA_i

AAA_i

8:

GDP



: IMF

2018
20,097.7 GDP 90.6%
0.5

2018
6,179.1 GDP
27.9% 0.3

2018
GDP 0.4% 2017
0.1

3

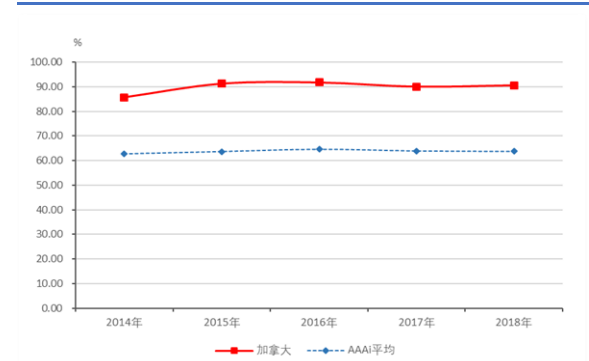
	2018	2017	2016	2015	2014	
	20,097.7	19,293.4	18,622.3	18,176.6	17,096.4	
/GDP %	90.6	90.1	91.8	91.3	85.7	
	6,179.1	5,906.5	5,841.7	5,666.7	5,707.2	
/GDP %	27.9	27.6	28.8	28.5	28.6	
/GDP %	0.4	0.3	0.7	0.6	0.3	
/	%	44.3	44.3	43.7	43.8	45.0

: IMF

AAA_i

9

GDP



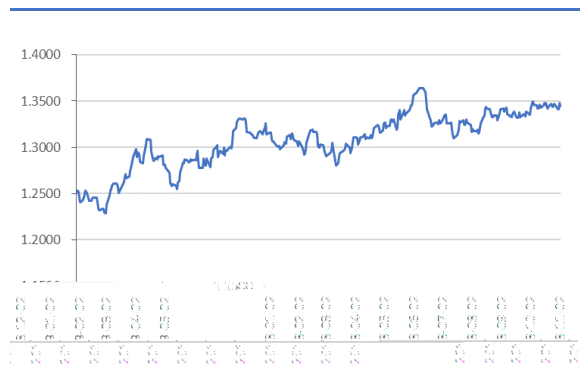
: IMF

2018

44.3%

2018
1 1.25 12
1.37
2019
1.34
1.35

10



: WIND

GDP		22,175.4	21,415.1	20,282.2	19,904.4	19,948.9
GDP		17,113.9	16,501.9	15,302.7	15,561.3	18,035.3
GDP	%	1.8	3.0	1.1	0.7	2.9
CPI	%	2.2	1.6	1.4	1.1	1.9
	%	5.8	6.3	7.0	6.9	

AAA AA A BBB BB B CCC CC C D

AAA CCC

+ -

	AAA _i
	AA _i
	A _i
	BBB _i
	BB _i
	B _i
	CCC _i
	CC _i
	C _i
	D _i