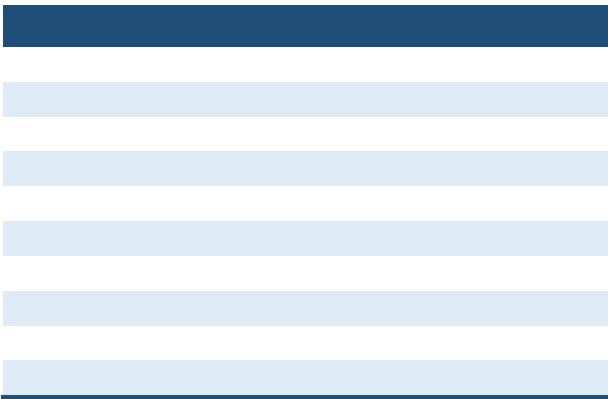


AAA_i
AAA_i

i

AAA_i
AAA_i



-
-
-
-
-
-
-

:

i

i

1

i

: IMF

AAA_i

4 2013~2017

: IMF

i

3 2013~2017 CPI

i

5 2013~2017

GDP

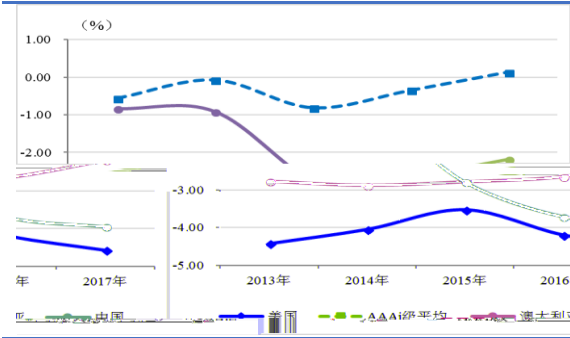
kCt x f,ú)· Ä #žì @

: IMF

/GDP % -4.42 -4.05 -3.53 -4.19 -4.58

GDP
: IMF

6 2013~2017 GDP



: IMF

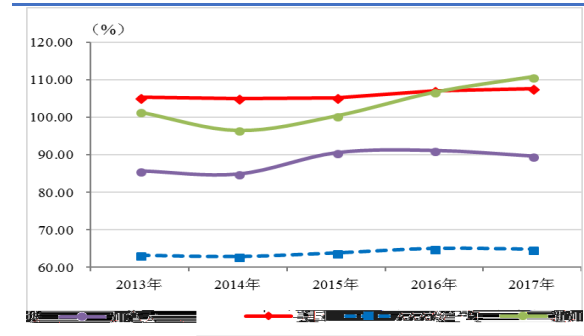
i

3 2013~2017

	2013	2014	2015	2016	2017
	175926.96	183118.96	190801.39	199591.14	209000.81
/GDP %	105.40	105.07	105.30	107.17	107.79
	135656.66	140747.37	145873.98	151705.83	159521.86
/GDP %	81.27	80.76	80.50	81.46	82.27
/GDP %	1.99	2.01	1.88	1.98	2.09
/ %	30.00	29.96	30.05	29.14	28.84

: IMF

7 2013~2017 GDP



: IMF

4 2013~2017

	2013	2014	2015	2016	2017
	22934.54	23759.04	22639.07	22080.71	23316.00
	27553.29	28662.38	27643.53	27128.65	29000.39
	-4618.75	-4903.34	-5004.46	-5047.94	-5684.39
	32122.43	33333.32	31729.89	31572.35	34081.89
	-3495.44	-3737.96	-4346.03	-4516.92	-4662.48
/GDP %	-2.09	-2.14	-2.40	-2.43	-2.40
	-53726.54	-69802.44	-74934.79	-83183.78	-78458.10
/GDP %	-32.19	-40.05	-41.35	-44.66	-40.46

: IMF

8 2013~2017

/GDP

: IMF

2018	3			
	25%	10%		
		6		301
			500	
25%	7	6		
	7	25		

GDP 8

6 2013~2017

		2013	2014	2015	2016	2017
/	%	19.48	19.31	17.92	17.52	17.92
/	%	54.18	53.56	50.33	50.74	52.17

: IMF

	0 1	0 2	0 3	0 4	0 5
GDP	166915.00	174276.00	181207.00	186244.50	193906.00
GDP %	1.68	2.57	2.86	1.49	2.27
CPI %	1.47	1.61	0.12	1.27	2.14
%	7.36	6.18	5.27	4.87	4.35
GDP	52737.09	54657.12	56411.37	57558.95	59501.11
GDP %	68.07	68.07	68.06	68.84	69.08
GDP %	16.21	16.73	17.07	16.41	16.57
GDP %	18.67	18.11	17.76	17.55	17.30
GDP %	-2.95	-2.92	-2.89	-2.80	-2.95
%	14.88	14.40	14.20	14.34	14.58
%	2.67	1.96	1.55	1.40	1.17
ROA %	1.09	0.95	1.02	1.03	0.59
ROE %	9.75	8.46	9.08	9.23	5.20
	52772.78	54857.39	57329.61	58153.41	60280.01
/GDP %	31.62	31.48	31.64	31.22	31.09
	60157.51	61911.08	63721.73	65959.83	69152.05
/GDP %	36.04	35.53	35.17	35.42	35.66
	-7384.73	-7053.69	-6392.12	-7806.42	-8872.04
/GDP %	-4.42	-4.05	-3.53	-4.19	-4.58
	175926.96	183118.96	190801.39	199591.14	209000.81
/GDP %	105.40	105.07	105.30	107.17	107.79
	135656.66	140747.37	145873.98	151705.83	159521.86
/GDP %	81.27	80.76	80.50	81.46	82.27
/	1.99	2.01	1.88	1.98	2.09
	27553.29	28662.38	27643.53	27128.65	29000.39
	22934.54	23759.04	22639.07	22080.71	23316.00
	-4618.75	-4903.34	-5004.46	-5047.94	-5684.39
/GDP %	30.25	30.08	27.75	26.42	26.98
	32122.43	33333.32	31729.89	31572.35	34081.89
	-3495.44	-3737.96	-4346.03	-4516.92	-4662.48
/GDP %	-2.09	-2.14	-2.40	-2.43	-2.40
	-53726.54	-69802.44	-74934.79	-83183.78	-78458.10
/GDP %	-32.19	-40.05	-41.35	-44.66	-40.46
	164877.71	172580.54	177104.35	180251.20	190193.03
	59289.57	62235.07	63041.08	62224.48	65324.77
/GDP %	98.78	99.03	97.74	96.78	98.09
%	35.96	36.06	35.60	34.52	34.35
/	19.48	19.31	17.92	17.52	17.92
/	54.18	53.56	50.33	50.74	52.17

| | | | | | | | | |

| |

	<i>i</i>
	<i>i</i>
	<i>i</i>
	<i>i</i>
	<i>i</i>
	<i>i</i>
	<i>i</i>
	<i>i</i>
	<i>i</i>
	<i>i</i>
	<i>i</i>